

FUSION CNC ROUTER ATC 38/19



DESIGN FEATURES

GANTRY - STYLE MACHINING CENTRE FOR PROCESSING SOLID WOOD, MDF/PARTICLE BOARD PANELS, PLASTICS, ALUMINIUM AND COMPOSITE MATERIALS.

HIGH PERFORMANCE (INDUSTRY PROVEN) PRECISION ROUTER SPINDLE.

AUTOMATIC TOOL CHANGE.

HEAVY-DUTY SOLID STEEL MACHINE FRAME CONSTRUCTION.

NESTED BASED MANUFACTURING (NBM) MACHINE.

RELIABLE AND COST EFFECTIVE MACHINING SOLUTION.

FUSION CNC ROUTER ATC 38/19



SPINDLE

High precision heavy-duty 9kW (12.0Hp) HSD router with internal cooling fan and ISO30 collet.

Manufactured in Italy, HSD routers are renowned worldwide for their superior quality and durability. The Automatic tool change feature combined with left or right spindle rotation make this a very versatile machine that is also suitable for counter tops.




PC CONTROL

On-board PC with user friendly Windows 11 operating system. Network interface facility for file sharing. File format for the controller software configured in* .NC.

TOOL CALIBRATION PAD

The integrated sensor pad allows the operator to quickly and accurately calibrate each tool.

The tool length is then automatically stored in the tool offset file.





PHENOLIC TABLE TOP

There are 9 individually controlled vacuum zones. The table surface has a gasket matrix configuration with T-Slots along the Y axis, allowing various vacuum options e.g. spoilboards and jigs.



VACUUM PUMP

Vacuum for the table top is provided by three quality 5.5kW (7.5Hp) rotary vane vacuum pumps. These three pumps displace 480 cubic metres per hour. Oil-free discharge gas is guaranteed, even in adverse operating conditions.



TOOL RACK

Rear mounted linear magazine with 16 tool capacity. Auto tool change via NC.

Optional


12 Rotary ATC Tool Changer



DRIVE GUIDE SYSTEM


All axis are driven by ESTUN Servo motors with Planetary Gear boxes. Superior quality linear guides and bearings units are used on all three of the machine's axis.

Precise movement along the X and Y axis is achieved via induction hardened oblique/helical rack and pinion drive systems. Z axis (vertical) movement accuracy is assured via a precision ground re-circulating ball screw.

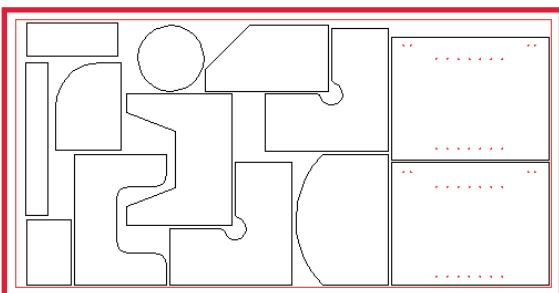


LOCATOR STOPS


The table is fitted with two heavy duty pneumatically activated locator bars. Precise and effortless positioning of each work piece is assured.



COMPUTER CONTROLLED SHAPE NESTING



Software Generated NBM Drawing



Processed Panel

FUSION CNC ROUTER ATC 38/19

TECHNICAL SPECIFICATIONS

STROKE

X – Axis 1900 mm

Y – Axis 3800 mm

Z – Axis 250mm

TABLE SIZE

3666 X 1830 mm

MAX. FEED SPEED

X,Y – Axis 58m /min

Z – Axis 5m /min

AT HEAD WITH

No. Of Spindles 1

Tool Holder Shank Main ISO30, Air Cooled

Number Of Tools 16

Speed 1000–24000 rpm

TOOL SHANK DIA

For Router Bit 25 mm Max

MOTOR POWER

ATC Head 9.0 kw (12.0hp)

Vacuum Pump 480bm/hr 5.5 kw (7.5hp) x 3

AIR PRESSURE

6 bar (85psi)

NC CONTROLLER

NC Studio

DIMENSIONS

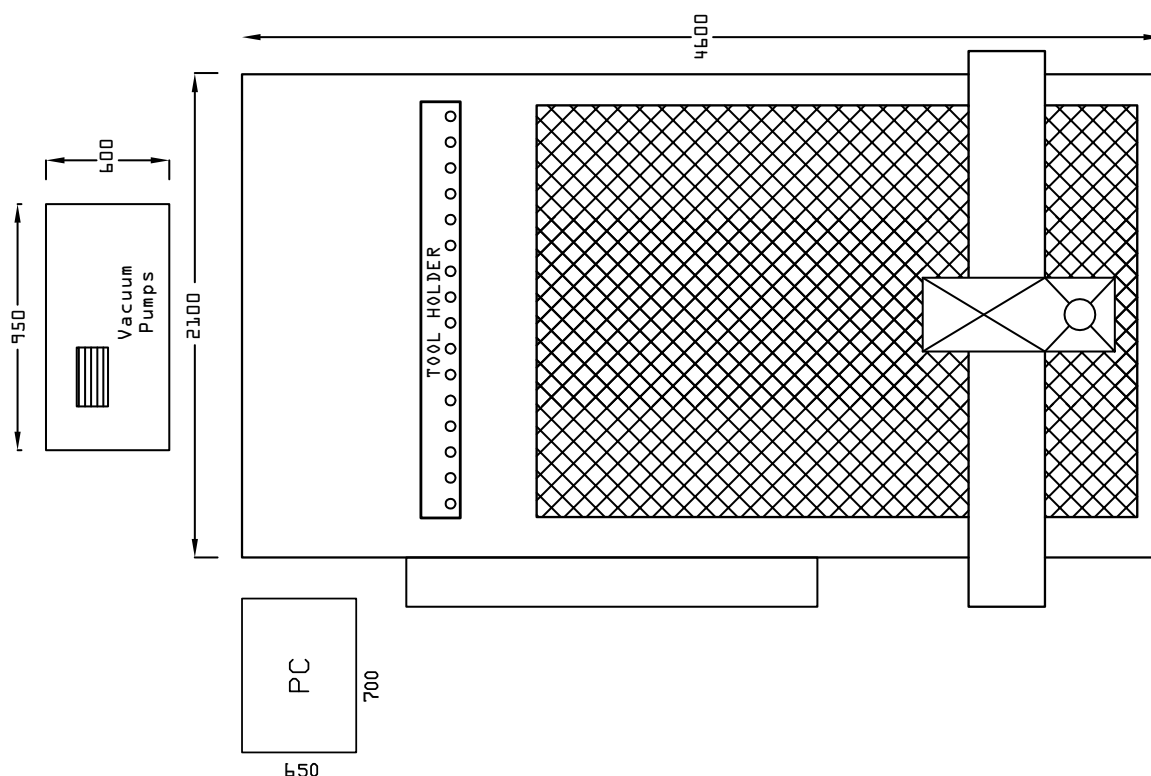
Floor Area 3.0m x 4.6m

Height 1850 mm

Weight 3200 kg

TOTAL CONNECTED LOAD

19.5 kw / 37amp



FARNESE

68 Montgomery Crescent, PO Box 40-809, Upper Hutt, New Zealand
PH +64 4 526 8589 • **EM** info@farnese.co.nz

www.farnese.co.nz