

# MARC5



## DESIGN FEATURES

---

5 AXIS CNC CONTROLLED

---

360° ROTATING CUTTING HEAD

---

TILTING HEAD UP TO 90°

---

THICKNESS PROBE

---

1/2" GAS SPINDLE ATTACHMENT

---

IMPORT DXF DRAWINGS FROM MOST MEASURING DEVICES

---

TILTING TABLE FOR EASE OF LOADING AND UNLOADING

---

Founded in 2000 by the Farnese family, **Farnese Australia** are designers and manufacturers of stone cutting and polishing machinery in Australia. With an international reputation and decades of combined professional experience, and expertise, in both the stone industry and the local stone machinery manufacturing industry, Farnese are the first choice for stone fabricators. They continue to dominate this field in Australia and overseas with precision and innovation.

The team at **Farnese Australia** have the experience it takes to design, install and maintain the equipment needed in your industry.

The **MARC5** from Farnese stands proudly at the entry to the world of fully CNC controlled 5 axis bridge saws.

It couples the onboard CNC controller with easy to use software, making this one of the most versatile, user friendly machines on the market, a real trademark of the Farnese brand.

The monoblock construction saves space and allows for very easy installation.



DESIGNED FOR FUNCTION, BUILT TO LAST.



- One of the great features of this machine is the fact that the cutting head can rotate through a full 360° and enables the operator to make angled and circular cuts.
- The cutting head also tilts from 0° to 90° and has a 1/2" GAS attachment on the spindle that allows fitment of a drill.
- This feature can be programmed to drill out the corners of internal cut outs, allowing for easy removal of the internal piece when creating apertures for drop in sinks.
- A milling tool can also be attached to the spindle for the purpose of creating contoured shapes.





The MARC5 gives you the ability to import DXF drawings from Digital Measuring Devices like the E LASER, PROLINER, etc

With the aid of Digital Measuring Devices, you will be able to measure a job directly on site, create the cutting drawings on your preferred CAD and send them directly to the Marc5 for processing, saving valuable time and reducing errors.



## CUTTING MODES

The CNC controller allows the operator to use the machine in four different modes: fully automatic, parametric, semi automatic and manual.

- In full automatic mode, the machine will make cuts in any direction, as well as curves and circles.
- Parametric Mode gives an operator the ability to take a predefined shape and modify it to suit exact requirements. For example, a basic oval shape can be adjusted to specific dimensions.
- Semi Automatic Mode allows the operator to program and execute multiple cuts of predetermined widths, up to a maximum of 9 different cuts. Each of these individual cuts can be repeated up to 99 times. Once the start button is pressed, the machine will execute the cuts at the desired speed.
- In manual mode, the MARC5 goes beyond the capabilities of regular manual bridgesaws. Apart from all the normal functions, the operator can get the machine to cut at any angle across the table in any direction.

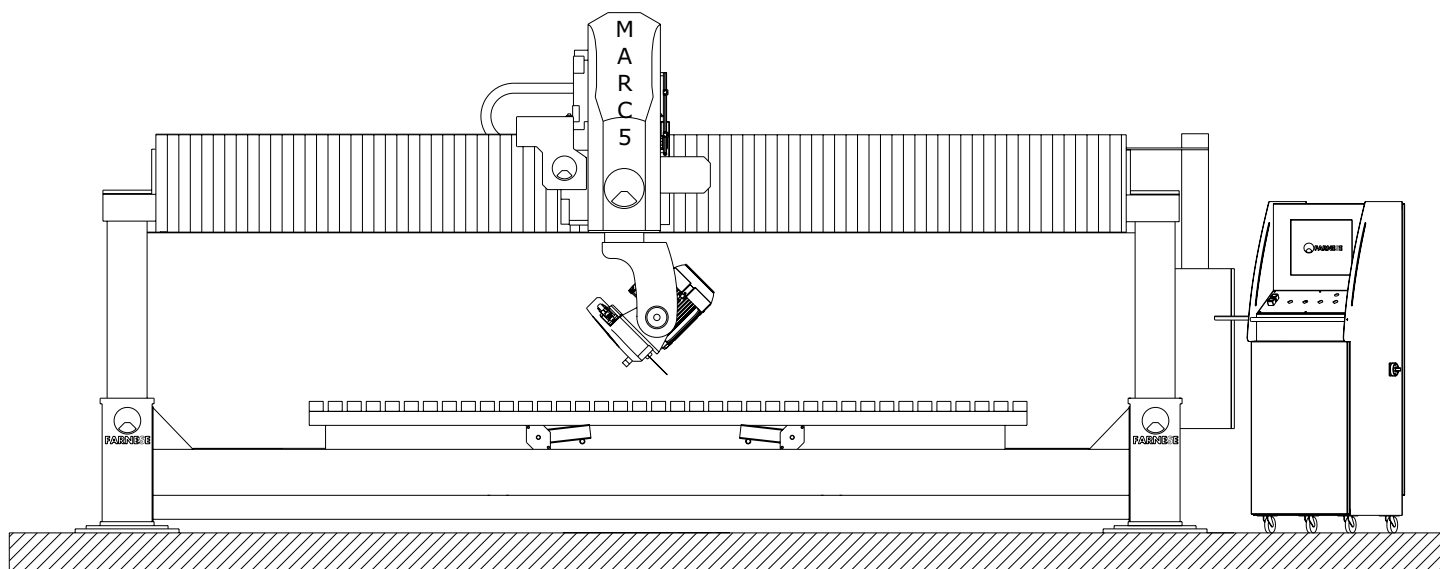


The table also has the capability to tilt from 0° to 80° to facilitate the easy loading and unloading of slabs. The tilting function is powered by a set of heavy duty hydraulic pistons.



**Click on the image above to watch a video of the Marc5**

# MARC5 BRIDGE SAW

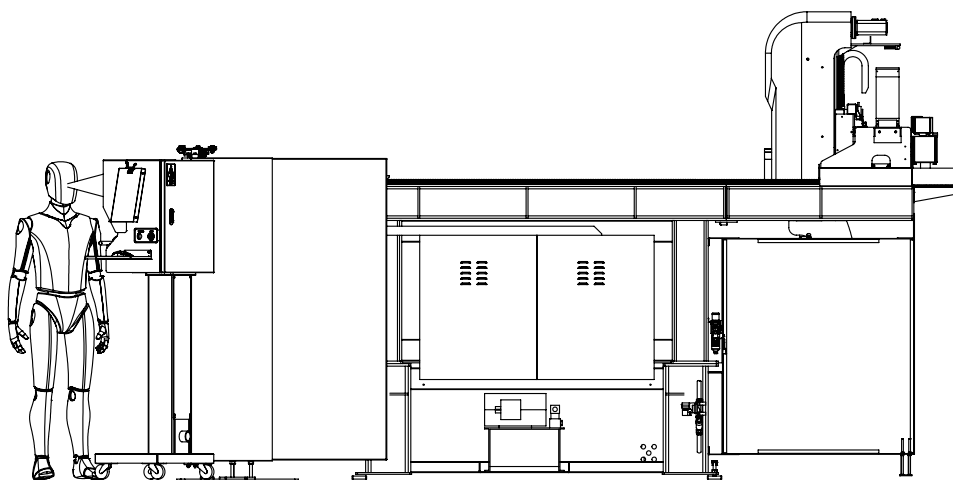
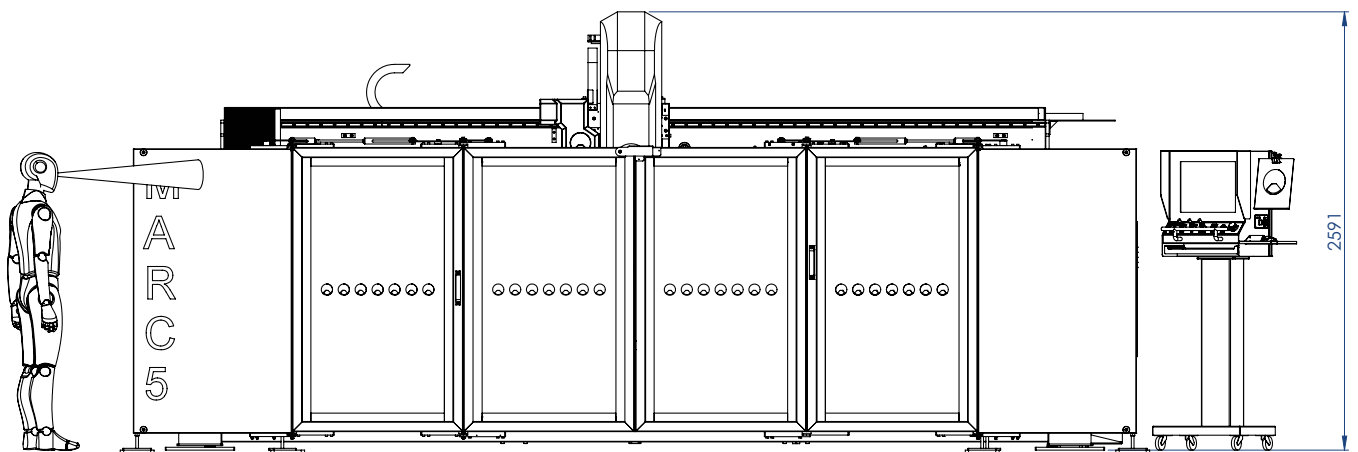
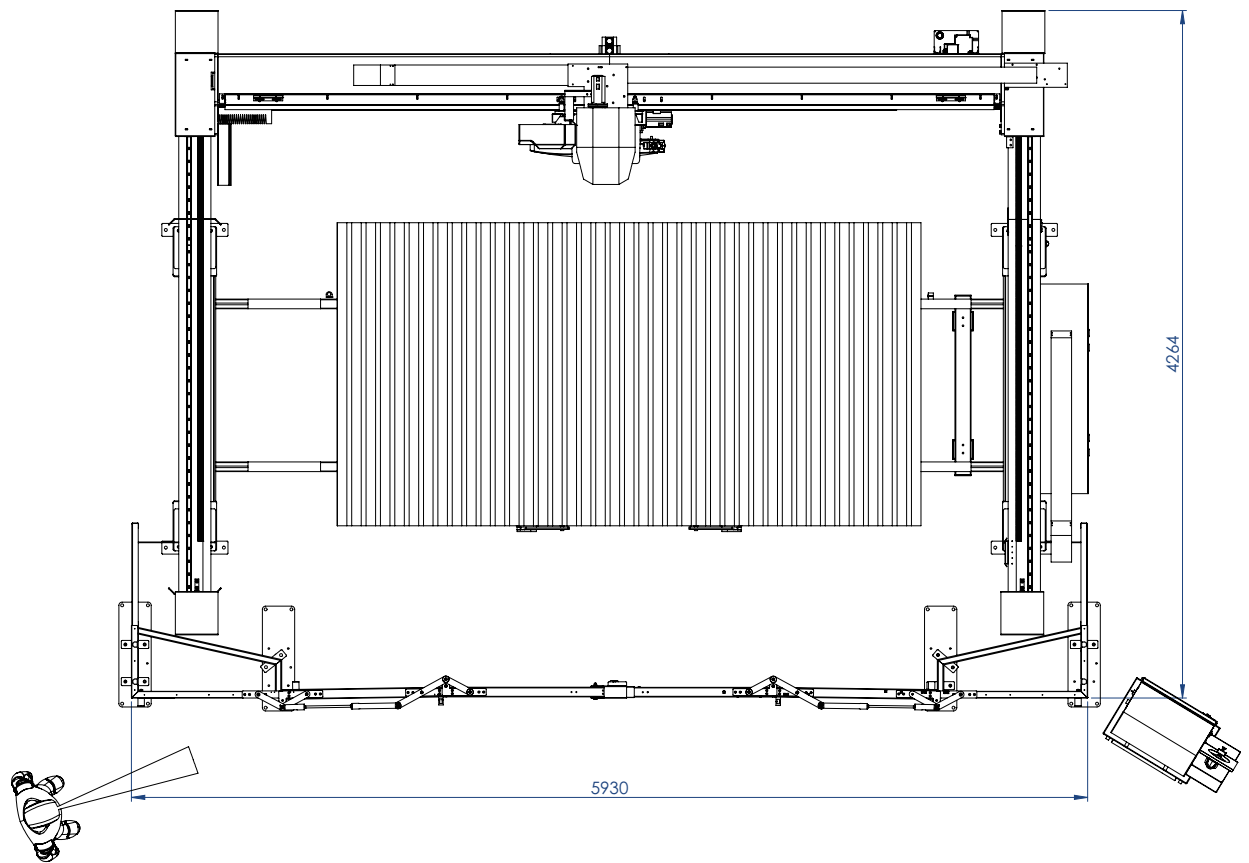


## TECHNICAL SPECIFICATIONS

DIMENSIONS OF INSTALLED MACHINE	METRIC	IMPERIAL
LENGTH	5925 mm	233.3 in
WIDTH	4265 mm	167.9 in
HEIGHT	2600 mm	102.4 in
WEIGHT	3200 kg	7054.8 lb
<b>TABLE</b>		
LENGTH	3600 mm	141.7 in
WIDTH	1800 mm	70.9 in
HEIGHT	660 mm	26.0 in
ROTATION	NO	NO
TILT	YES	YES
<b>FEATURES &amp; FEEDS</b>		
X STROKE (CROSS TRAVEL STROKE)	3800 mm	149.6 in
Y STROKE (LONG TRAVEL STROKE)	2700 mm	106.3 in
Z STROKE (HEAD UP AND DOWN)	300 mm	11.8 in
BLADE DIAMETER (RECOMMENDED)	450 mm	18 in
BLADE DIAMETER (MAX)	550 mm	22 in
BLADE SHAFT DIAMETER	60 mm	2.36 in
BLADE TILT	0 - 90°	0 - 90°
HEAD ROTATION	0 - 360°	0 - 360°
DRILLING CAPABILITY	YES	YES
PHOTO CAMERA	OPTIONAL	OPTIONAL
LASER CUTTING GUIDE	YES	YES
THICKNESS PROBE	YES	YES
MICROSOFT WINDOWS AND DXF CAD COMPATIBLE	YES	YES
MAIN SPINDLE POWER	11 kW	20 hp
MAIN SPINDLE SPEED	800 - 3000 rpm	800 - 3000 rpm
	400v 3ph 50Hz	208v 3ph 60Hz
POWER REQUIRED	32A+ Neutral	60A
CONNECTIONS REQUIRED (SUPPLIED BY CUSTOMER) POWER, WATER, COMPRESSED AIR		
TOOLING   CONSULT YOUR LOCAL FARNESE DEALER FOR ANY TOOLING REQUIRED		

Owing to the constant updating of our designs, descriptions and technical data shown in our drawings and folders are not binding. Possible alterations deemed by the makers as convenient will be effected at any time without previous notice.

DESIGNED FOR FUNCTION, BUILT TO LAST.



## **We Know That Support Is Important To You**

Buying a new machine is a big commitment for anyone, and continued support throughout the life of that machine is vital.

Being an Australian and New Zealand company, we carry a vast array of parts here in New Zealand to ensure that your machine always has the spares it needs. Enjoy peace of mind knowing that you'll be fully supported by Farnese and we'll always have you covered.

Farnese customers don't need to experience unnecessary machinery downtime waiting for remote assistance from other countries, as all the support and remote assistance is provided locally in New Zealand from our own qualified Technicians in New Zealand time.

Our mission here at Farnese is to give you the best support. As we grow, we continue to recruit more and more qualified technicians, to further strengthen our position in the industry.

**68 Montgomery Crescent, PO Box 40-809, Upper Hutt, New Zealand**

**PH +64 4 526 8589    [info@farnese.co.nz](mailto:info@farnese.co.nz)**